



FEATURES

- 5 position ratchet-style ride height control
- 32° slope for vehicles onto the rear deck
- Optional bolt on wheel covers can be removed for weight reduction
- Frame reinforcement for flip axle
- 2 chain slots on each bolster
- Deep bucket and open boom trough



VERSATILE DECK FEATURES

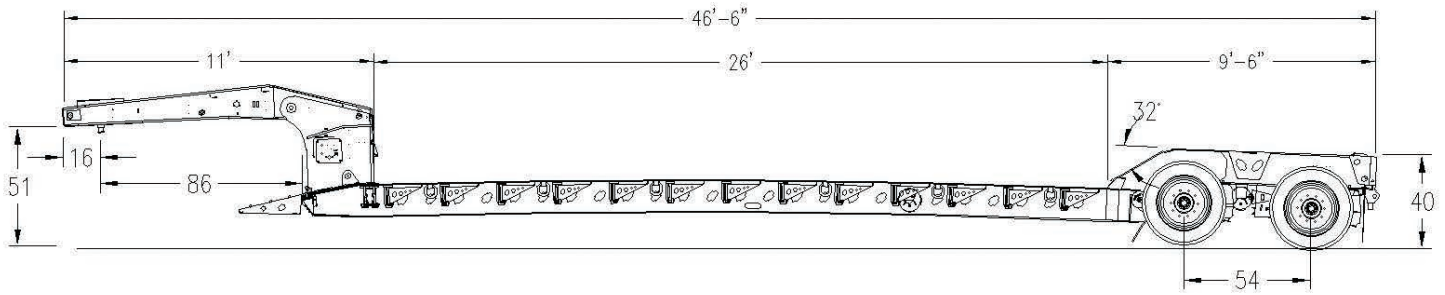
The XL 80 Low-Profile HDG deck is fully equipped for versatile hauling, with chain drops, bent D-rings, and swing out outriggers. Choose the main deck length right for your needs; 24' in the well (44' 6" OAL), 26' in the well (46' 6" OAL) or 27' 6" in the well (48' OAL).

LIGHTWEIGHT DESIGN

This two axle construction style lowboy offers a lightweight design, making an effective set-up with your 3 axle truck. The low-profile gooseneck neck and 31-i front flip ramps enable loading on the front, while the low bucket well and boom trough in the rear provide a safe place for an excavator bucket to ride.

DESIGNED FOR YOU. BUILT TO LAST.

www.SoundHM.com (910) 782-2477



XL 80 LOW-PROFILE HDG SPECS

CAPACITY

capacity: 80,000 lb overall
concentrated: 90,000 lb in 10'

OVERALL LENGTH & WIDTH

overall length: 44' 6", 46' 6" or 48'
overall width: 102"

GOOSENECK

11' low-profile style neck
51" 5th wheel height
5 position variable ride height
86" swing clearance
16" king pin setting
hydraulics run off wet kit
air operated lock with manual safety latch
brackets for power unit

GOOSENECK OPTIONS

toolbox in rear of neck with steel door
13HP power unit, base of neck, steel cover, dual hydraulics
13HP power unit, top of neck, dual hydraulics
steel fenders on side of gooseneck
aluminum fenders on side of gooseneck
registration holder

MAIN DECK

T-1 flange, 80K web
(4) 14" fully fabricated i-beams
22" loaded deck height
8" ground clearance
8" & 4" stubbed jr. i-beams on alternating 12" centers
31" front flip ramps
6 bent d-rings per side
1 3/8" Apitong decking - raised, open center
chain drops on 24" centers
12" swing out outriggers on 24" centers
heavy-duty flatback outriggers, front
(2) flag holders
bucket well at rear, plate on bottom
front ramp upper flange reinforcement

MAIN DECK OPTIONS

24' long main deck (44' 6" OAL)
26' long main deck (46' 6" OAL)
27' 6" main deck (48' OAL)
center deck covered
storage compartments in front of main deck
Oak outrigger planks, 2" x 10"

REAR BRIDGE

9' 6" long
rear transition with 32° slope
40" loaded deck height
open wheels - bolster style
open boom trough
2 flat d-rings on main beams at rear
2 chain drops on each bolster
2 flag holders
2 stake pockets in tail channel for wide load sign
frame reinforcement for flip axle

REAR BRIDGE OPTIONS

removable wheel covers heavy-duty, load-bearing
removable wheel covers medium-duty, non load-bearing
covered boom trough, bolt-on bottom plate
4" amber strobe tail light
battery back-up w. 4-way plug for FA
wide load sign
(1) 4-way plug at rear

SUSPENSION

25,000 lb air ride
raise and lower valve
manual ride height control

SUSPENSION OPTIONS

Air-weigh digital scale
liquid filled air gauge

AXLES

(2) 25,000 lb nominal hub pilot, outboard drums
16 1/2" X 7" brakes
auto slack adjusters
limit chains on all axles
spring brakes on 1 axle
2S1M

AXLE OPTIONS

hubometer
dust shields
cat eye systems

WHEELS & TIRES

8.25 x 22.5 steel rims
255 / 70R / 22.5 tires

WHEEL & TIRE OPTIONS

aluminum mill wheels (inside)
aluminum mill wheels (outside)
aluminum polished wheels (outside)
aluminum Durabright wheels (outside)

LIGHTING

12V sealed Grote harness
rubber mounted LED lights
2 tail light package with aluminum cover
2 clearance lights per side
1 mid-turn light per side
7 pole electric socket

PAINT

black, IH red, CAT yellow
air & electric done after paint

PAINT OPTIONS

non-standard paint colors
non-standard metallic paint

WARRANTY

5 year structural
1 year paint

AVAILABLE MODELS

XL 80 Low-Profile HDG
other custom capacities also available,
ask your sales representative for details
standard features vary with custom units

DESIGNED FOR YOU. BUILT TO LAST.

www.SoundHM.com (910) 782-2477



XL FLAT DECK EXTENDABLE



FEATURES

- Available in 48-foot or 53-foot overall length
- Sliding tandem axles
- Stake pockets on 24" centers
- 5/16" x 2" rub rail with double pipe spools
- 6-inch structural side rails
- Plug and play rubber mounted LED lights
- 4 stake pockets across front channel for headboard



PROVEN EXTENDABLE TECHNOLOGY

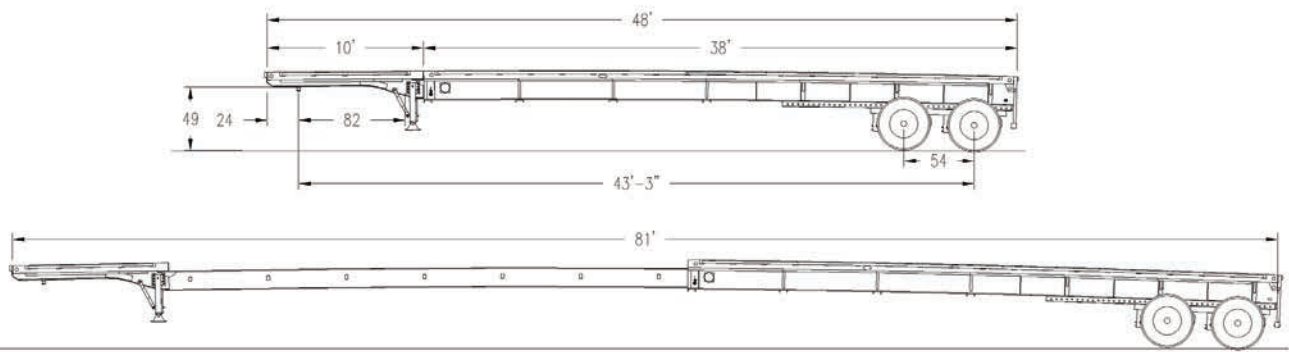
The XL FDE uses XL's patented Extend-a-trac to extend and retract the deck without hooking and unhooking air and electrical lines. The air operated lock pins have extension stops every 60 inches. Four 6-inch greasable rollers make extending and retracting the trailer smooth.

VERSATILE AXLE OPTIONS

Haul a variety of loads with the XL 80 FDE; sliding tandem axles adjust using a simple lock pin to work best with each load's specific weight distribution. The FDE is available with four axle-spread options: 49-inch (with spring suspension only), 54-inch, 60-inch or 10-foot 1-inch. The 48-foot long rear deck features a 58-inch loaded deck height.

DESIGNED FOR YOU. BUILT TO LAST.

www.SoundHM.com (910) 782-2477



XL FLAT DECK EXTENSIBLE SPECS

CAPACITY

capacity: 80,000 lb overall
concentrated: 60,000 lb in 10'

OVERALL LENGTH & WIDTH

overall length: 48'-81'
overall width: 102"

FRONT DECK

10' long
49" 5th wheel height
2 speed landing gear with handle curbside
24" king pin setting
82" swing clearance
4 stake pockets across front
channel for headboard
5/16" x 2" rub rail with double pipe spools
steel winch track on driverside
12 steel winches
1 1/8" Apitong decking - flush
1 pair flag holders
registration holder

REAR DECK

38' long
T-1 flange, 80K web
extend-a-trac
air operated lock pins with extension
stops on 60" centers
(4) 6"greasable rollers
58" loaded deck height
sliding tandem
stake pockets on 24" centers
5/16" x 2" rub rail with double pipe spools
6" structural side rails
4" jr. i-beam cross members on 12" centers
1 1/8" Apitong decking - flush
stake pockets in tail channel for wide load sign

dock bumpers
1 pair flag holders

REAR DECK OPTIONS

spare tire carrier
1 3/8" Apitong decking - raised
additional 2" side clearance lights
4" amber strobe tail light
(1) 4-way plug
48" head board (non-wrap around)
side load sign

SUSPENSION

25,000 lb air ride

SUSPENSION OPTIONS

liquid filled air gauge
spring suspension
manual ride height control
Air-weigh digital scale

AXLES

(2) 25,000 lb nominal
hub pilot, outboard drums
4S2M spring brakes on 2 axle
limit straps
16 1/2" x 7" brakes
77 1/2" tracking

AXLE OPTIONS

54" axle spacing
60" axle spacing
10' 1" axle spacing
49" axle spacing (spring suspension only)
PSI tire inflation system
hubometer
cam covers and dust shields

WHEELS & TIRES

8.25 x 22.5 steel rims
11R / 22.5 tires

WHEEL & TIRE OPTIONS

aluminum mill wheels (inside)
aluminum mill wheels (outside)
aluminum polished wheels (outside)
aluminum Durabright wheels (outside)

LIGHTING

12V sealed Grote harness
rubber mounted LED lights
2 tail light package with aluminum cover
3 clearance lights per side
1 mid-turn light per side
7 pole electric socket

PAINT

black, IH red, CAT yellow
air & electric done after paint

PAINT OPTIONS

non-standard paint colors
non-standard metallic paint

WARRANTY

5 year structural
1 year paint

AVAILABLE MODELS

XL 80 FDE
other custom capacities also available,
ask your sales representative for details
standard features vary with custom units

DESIGNED FOR YOU. BUILT TO LAST.

www.SoundHM.com (910) 782-2477

XL HYDRAULIC DETACHABLE GOOSENECK



XL 150 Hydraulic Detachable Gooseneck 3+3+3 beam deck

YOUR SOLUTIONS-BASED HAULING PARTNER



XL 2 Axle Booster

SUPERIOR VERSATILITY

7 position variable ride height makes hooking up to the truck easy. The **different axle configurations**, main deck widths, lengths and heights along with the ability to add a **booster**, provide superior versatility.



XL 120 HDE

BUILT TO LAST

XL hydraulic necks are **wider and stronger** than the industry standard, offering increased stability for high center of gravity loads. The hydraulic support arm contacts truck frame rails only; there is **no need to carry a 4 x 4** for blocking the neck.



XL 100 CHDE

PATENTED XL CHEATER NECK OPTION

The **Patented XL Cheater Neck** is a key component in many of XL Specialized Trailers' hydraulic units. The revolutionary design enables **trouble-free, efficient, fast hook-ups**. It boasts oversized donuts and tapered load pins for faster hook-ups on uneven ground.

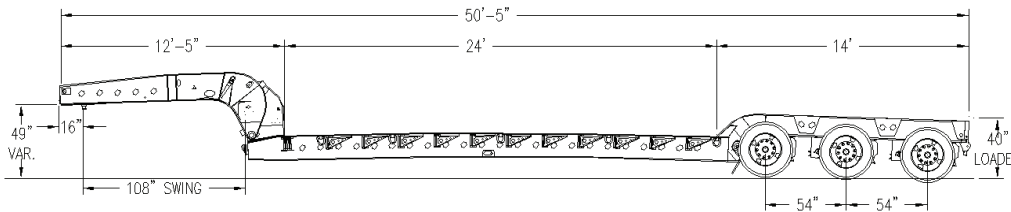
BUILT WITH YOU IN MIND

- Strong hydraulic neck
- 12' 5" gooseneck length
- 24' main deck
- 7 position variable ride height for hooking up at various heights
- 40" rear deck height
- 16" king pin setting
- 50' 5" overall length
- 108" swing clearance
- Prepped for booster
- All XL Specialized Trailers' products go through the new, premium paint process. XL paint includes a **full 1 year warranty**.
- Always striving to surpass market standards, all XL Specialized Trailers' products feature a **5 year structural warranty**.

FIND YOUR SPECIALIZED SOLUTION TODAY

visit xlspecializedtrailer.com

XL HYDRAULIC DETACHABLE GOOSENECK



XL 110 HDG
CAPACITY: 110,000 LB OVERALL
CONCENTRATED: 110,000 LB IN 10'
OAL: 50' 5" | OAW: 102"

SPECS

GOOSENECK

HYDRAULIC DETACHABLE NARROW NECK
12' 5" LONG
APPROXIMATELY 35" TRAVEL UP/DOWN
7 POSITION VARIABLE RIDE HEIGHT
49" 5TH WHEEL HEIGHT
108" SWING CLEARANCE
16" KING PIN SETTING
HYDRAULICS RUN OFF OF WET KIT
AIR OPERATED LOCK W/ MANUAL SAFETY LATCH

SUSPENSION

25,000 LB AIR RIDE
MANUAL RIDE HEIGHT CONTROL

AXLES

(3) 25,000 LB NOMINAL
54" SPACING
HUB PILOT, OUTBOARD DRUMS
NO ABS, 2 SPRING BRAKES
16½ X 7" BRAKES

WHEELS AND TIRES

8.25 X 22.5 STEEL RIMS
255 / 70R / 22.5 TIRES

MAIN DECK

24' LONG
T-1 FLANGE, 80K WEB
24" LOADED DECK HEIGHT
8" GROUND CLEARANCE
(4) 16" FAB I-BEAMS
(5) BENT D-RINGS PER SIDE
10" AND 4" STUBBED JR. I-BEAM
CROSS MEMBERS ON 12" ALT. CTRS
1¾" APITONG DECKING RAISED
CENTER DECK OPEN
SWING OUT OUTRIGGERS WITH 24" CENTERS, DOUBLE AT FRONT

REAR BRIDGE

14' LONG
40" LOADED DECK HEIGHT
OPEN WHEELS W/ BOLSTERS
OPEN BOOM TROUGH
(2) FLAG HOLDERS
(2) BENT D-RINGS IN TAIL CHANNEL
FRAME REINFORCEMENT FOR SINGLE AXLE BOOSTER

LIGHTING

D.O.T. APPROVED 12V SEALED GROTE HARNESS
RUBBER MOUNTED LED LIGHTS
(1) MID-TURN SIGNAL PER SIDE
(2) CLEARANCE LIGHT PER SIDE
7 POLE ELECTRICAL SOCKET
2 TAIL LIGHT PACKAGE WITH ALUMINUM COVER

NEW INDUSTRY-LEADING PAINT PROCESS

1 YEAR WARRANTY
BLACK, IH RED, OR NEW CAT YELLOW
AIR & ELECTRIC DONE AFTER PAINT

AVAILABLE MODELS

XL 70 HDG XL 100 HDG
XL 80 HDG XL 110 HDG
XL 90 HDG XL 120 HDG
ALL ALSO AVAILABLE WITH CHEATER NECK, CHDG

OPTIONS



Removable swingout outriggers



XL 2 Axle Power Booster

POPULAR OPTIONS

Full-width neck
Patented XL Cheater Neck
Detachable wheel area
13 HP Self-contained power unit
Dual hydraulic system

Jeeps, Flip Axles, Boosters
Various outriggers/D-rings
Covered boom trough
Upper flange reinforcement
Steel fenders for gooseneck
Many more available



XL HYDRAULIC FOLDING GOOSENECK



FEATURES

- Neck adjusts to uneven terrain without the use of blocks so you can load and unload almost anywhere
- The low incline ramp makes it easy and safe to load pavers, scrapers and other heavy equipment
- Exceptionally strong deck for a variety of loads
- Specialized designs available for your needs
- 26' main deck length
- Bucket well in rear



XL HFG: PIPELINE SPECIAL

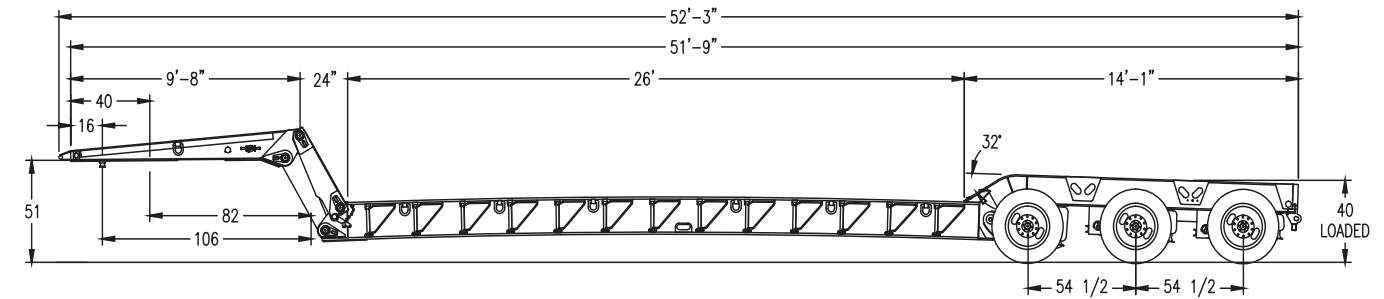
The XL HFG: Pipeline Special is engineered to handle demanding off road applications. It features heavy-duty cross members, heavy-duty swing out outriggers and upper flange reinforcement down the length of the main deck.

XL HFG: RAILROAD SPECIAL

The XL HFG: Railroad Special offers users a solution for hauling large, heavy equipment that requires heavy-duty ramps for loading. It features a 57-inch gauge rail (submerged in gooseneck and deck) and 8-foot pin on aluminum gooseneck ramps with bolt-on steel tips.

DESIGNED FOR YOU. BUILT TO LAST.

www.SoundHM.com (910) 782-2477



XL HYDRAULIC FOLDER SPECS

CAPACITY

capacity: 100,000 lb overall
concentrated: 100,000 lb in 10'

OVERALL LENGTH & WIDTH

overall length: 52' 3"
overall width: 102"

GOOSENECK

hydraulic folding
9' 8" long
16" & 40" king pin settings
106" & 82" swing clearance
51" fifth wheel height
13HP unit with control
on driver's side
6" tapered nose with lift eye
1 d-ring per side
1 3/4" Apitong decking - raised
7° load angle
upper flange reinforcement
tool box behind king pin

MAIN DECK

25' long
26" loaded deck height
8" ground clearance
1 3/4" Apitong decking - raised
cross members designed for
center loading
perimeter frame design with 18" beams

heavy-duty removable swing

out outriggers
6 d-rings per side
2 flag holders at front
bucket well

REAR DECK

14' 1" long
40" loaded deck height
2 flag holders

SUSPENSION

25,000 lb air ride
raise and lower valve

WHEELS & TIRES

8.25 x 22.5 steel rims
255/70R / 22.5 tires

AXLES

(3) 25,000 lb nominal
77 1/2" tracking
54 1/2" axle spacing
spring brakes on 1 axle
16 1/2" x 7" brakes
hub pilot
outboard drums
limit chains on all axles

LIGHTING

12V sealed Grote harness

rubber mounted LED lights

2 tail light package with
aluminum cover
2 clearance lights per side
1 mid-turn light per side
7 pole electric socket

PAINT

black, IH red, CAT yellow
air & electric done after paint

PAINT OPTIONS

non-standard paint colors
non-standard metallic paint

WARRANTY

5 year structural
1 year paint

AVAILABLE MODELS

XL 100 HFG
XL 110 HFG
XL 120 HFG
other custom capacities available

DESIGNED FOR YOU. BUILT TO LAST.

www.SoundHM.com (910) 782-2477



FEATURES

- Gooseneck relief cut outs allow truck fenders to clear
- Standard swing out outriggers and bent d-rings
- Work light in upper deck for added visibility
- Toolbox in front of main deck for storage
- All air tanks are located in the wheel area
- Bucket well and open boom trough
- Heavy-duty 31" front flip ramps



FLEXIBLE HAULING CAPABILITIES

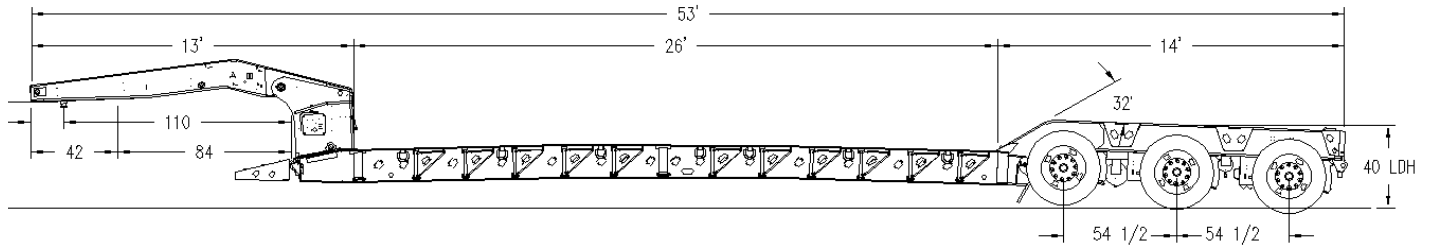
The low-profile gooseneck features a relief cut out which gives your truck more room. The low-profile design continues to provide versatile equipment hauling, even enabling scrapers to load over the top, with significant weight savings.

OPTIMUM STORAGE SOLUTIONS

A toolbox in the front of the main deck provides a nice storage area for chains and other items, while the deep bucket well in the rear provides an area for an excavator bucket to ride safely without detaching the lower boom section. Two pairs of d-rings in the bucket well provide added tie down points.

DESIGNED FOR YOU. BUILT TO LAST.

www.SoundHM.com (910) 782-2477



XL 110 LOW-PROFILE HDG SPECS

CAPACITY

capacity: 110,000 lb overall
concentrated: 110,000 lb in 12'

OVERALL LENGTH & WIDTH

overall length: 53'
overall width: 102", 108" or 120"

GOOSENECK

13' low-profile style neck
with relief cut-out
51" 5th wheel height
5 position variable ride height
110" & 84" swing clearance
16" & 42" king pin setting
hydraulics run off wet kit
air operated lock with manual
safety latch
brackets for power unit
work light

GOOSENECK OPTIONS

toolbox in rear of neck with
steel door
13HP power unit, base of neck,
steel cover, dual hydraulics
13HP power unit, top of neck,
dual hydraulics
steel fenders on side of
gooseneck
aluminum fenders on side of
gooseneck
registration holder

MAIN DECK

26' long
T-1 flange, 80K web
(4) 16" fabricated i-beams
24" loaded deck height
8" ground clearance
10" & 4" stubbed jr. i-beams on
alternating 12" centers
31" front flip ramps
7 bent d-rings per side
1 3/4" Apitong decking - raised,
open center
toolbox in front of deck
4 flat d-rings in toolbox
13 chain drops per side
heavy-duty swing out outriggers
on 24" centers

heavy-duty flatback outriggers,
front and center
2 flag holders
bucket well at rear, plate on bottom
4 flat d-rings in bucket well
front ramp upper flange reinforcement

MAIN DECK OPTIONS

upper flange reinforcement
center deck covered
1 3/4" raised Apitong decking
2 additional pair of clearance lights
Oak outrigger planks, 2" x 10"

REAR BRIDGE

rear transition with 32° slope
40" loaded deck height
open wheels - bolster style
open boom trough
2 flat d-rings on main beams at rear
2 chain drops on each bolster
2 flag holders
2 stake pockets in tail channel
for wide load sign
frame reinforcement for booster

REAR BRIDGE OPTIONS

removable wheel covers heavy-duty,
load bearing
removable wheel covers medium-duty,
non-load bearing
covered boom trough,
bolt-on bottom plate
4" amber strobe tail light
battery back-up w. 4-way plug for FA
wide load sign
(1) 4-way plug at rear

SUSPENSION

25,000 lb air ride
raise and lower valve
manual ride height control
liquid filled air gauge

SUSPENSION OPTIONS

Air-weigh digital scale

AXLES

(3) 25,000 lb nominal
air lift on 3rd axle
hub pilot, outboard drums

16 1/2" X 7" brakes
auto slack adjusters
54 1/2" or 60" axle spacing
limit chains on all axles
spring brakes on 1 axle
ABS not required

AXLE OPTIONS

hubometer
dust shields
cat eye systems

WHEELS & TIRES

8.25 x 22.5 steel rims
255 / 70R / 22.5 tires

WHEEL & TIRE OPTIONS

aluminum mill wheels (inside/outside)
aluminum polished wheels (outside)
aluminum Durabright wheels
(outside)
275/70R/22.5 tires

LIGHTING

12V sealed Grote harness
rubber mounted LED lights
2 tail light package with
aluminum cover
2 clearance lights per side
1 mid-turn light per side
7 pole electric socket

PAINT

black, IH red, CAT yellow
air & electric done after paint

PAINT OPTIONS

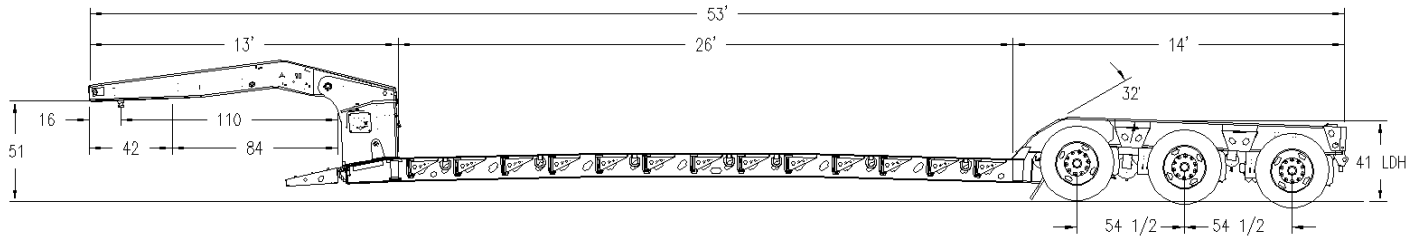
non-standard paint colors
non-standard metallic paint

WARRANTY

5 year structural
1 year paint

AVAILABLE MODELS

XL 110 Low-Profile HDG
XL 120 Low-Profile HDG: 18" deck height
XL 120 Low-Profile HDG
other custom capacities also available,
ask your sales representative for details
standard features vary with custom units



XL 110 LOW-PROFILE HDG: 18" DECK HEIGHT SPECS

CAPACITY

capacity: 110,000 lb overall
concentrated: 110,000 lb in 16'

OVERALL LENGTH & WIDTH

overall length: 53'
overall width: 102"

GOOSENECK

13' low-profile style neck
with relief cut-out
51" 5th wheel height
5 position variable ride height
110" & 84" swing clearance
16" & 42" king pin setting
hydraulics run off wet kit
air operated lock with manual
safety latch
brackets for power unit
work light

GOOSENECK OPTIONS

toolbox in rear of neck with
steel door
13HP power unit, base of neck,
steel cover, dual hydraulics
13HP power unit, top of neck,
dual hydraulics
steel fenders on side of
gooseneck
aluminum fenders on side of
gooseneck
registration holder

MAIN DECK

26' long
T-1 flange, 80K web
(4) 16" fabricated i-beams
18" loaded deck height
6" ground clearance
8" & 4" stubbed jr. i-beams on
alternating 12" centers
31" front flip ramps
7 bent d-rings per side
1 3/8" Apitong decking - raised,
open center
toolbox in front of deck
4 flat d-rings in toolbox
13 chain drops per side
heavy-duty swing out outriggers
on 24" centers

heavy-duty flatback outriggers,
front and center
2 flag holders
bucket well at rear, plate on bottom
4 flat d-rings in bucket well
front ramp upper flange reinforcement

MAIN DECK OPTIONS

upper flange reinforcement
center deck covered
1 3/4" raised Apitong decking
2 additional pair of clearance lights
Oak outrigger planks, 2" x 10"

REAR BRIDGE

rear transition with 32° slope
41" loaded deck height
open wheels - bolster style, dropped 4"
open boom trough
2 flat d-rings on main beams at rear
2 chain drops on each bolster
2 flag holders
2 stake pockets in tail channel
for wide load sign
frame reinforcement for booster

REAR BRIDGE OPTIONS

removable wheel covers heavy-duty,
load bearing
covered boom trough,
bolt-on bottom plate
4" amber strobe tail light
battery back-up w. 4-way plug for FA
wide load sign
(1) 4-way plug at rear

SUSPENSION

25,000 lb air ride
raise and lower valve
manual ride height control
liquid filled air gauge

SUSPENSION OPTIONS

Air-weigh digital scale

AXLES

(3) 25,000 lb nominal
air lift on 3rd axle
hub pilot, outboard drums
16 1/2" X 7" brakes
auto slack adjusters

54 1/2" or 60" axle spacing
limit chains on all axles
spring brakes on 1 axle
ABS not required

AXLE OPTIONS

hubometer
dust shields
cat eye systems

WHEELS & TIRES

8.25 x 22.5 steel rims
275 / 70R / 22.5 tires

WHEEL & TIRE OPTIONS

aluminum mill wheels (inside/outside)
aluminum polished wheels (outside)
aluminum Durabright wheels
(outside)

LIGHTING

12V sealed Grote harness
rubber mounted LED lights
2 tail light package with
aluminum cover
2 clearance lights per side
1 mid-turn light per side
7 pole electric socket

PAINT

black, IH red, CAT yellow
air & electric done after paint

PAINT OPTIONS

non-standard paint colors
non-standard metallic paint

WARRANTY

5 year structural
1 year paint

AVAILABLE MODELS

XL 110 Low-Profile HDG
XL 110 Low-Profile HDG: 18" deck height
XL 120 Low-Profile HDG
other custom capacities also available,
ask your sales representative for details
standard features vary with custom units

DESIGNED FOR YOU. BUILT TO LAST.

www.SoundHM.com (910) 782-2477



FEATURES

- Lockable toolbox features chain rack and light
- Ideal design for hauling wide wheeled equipment
- Pullout front ramp, steel and aluminum
- Traction aids on the rear bridge transition
- Angled control panel for easy access
- Front ramp tapers to 4 inches
- Rear is reinforced for flip axle



FULLY EQUIPPED MAIN DECK

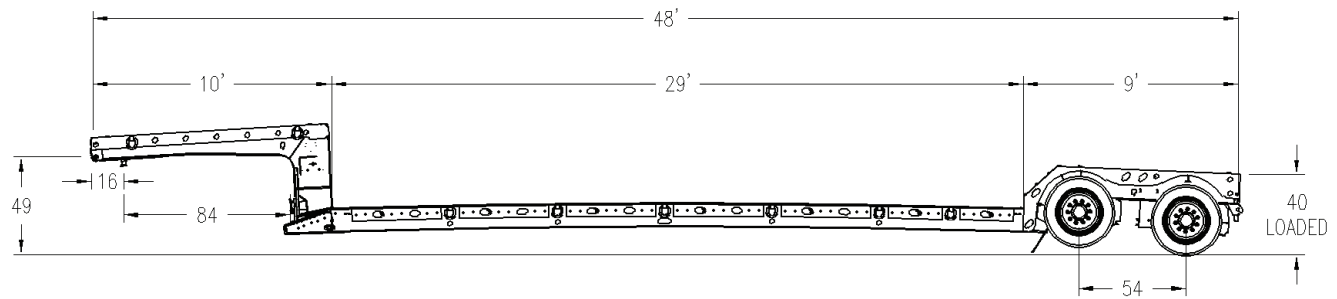
The XL 80 MFG deck is fully equipped for versatile hauling with fourteen half-inch chain drops per side, six bent d-rings per side, and aluminum pullout outriggers. The rugged Apitong decking stands up to years of wear and tear.

ALUMINUM OUTRIGGERS

XL's pullout outriggers boast helpful features; 45 degree angled corners prevent tire damage while cleanout holes allow dirt and debris to escape, preventing rust. They extend 27", taking the deck from 8.5 feet wide to 13 feet wide. Each extrusion, set on 18 inch centers, has a capacity of 4,400 pound.

DESIGNED FOR YOU. BUILT TO LAST.

www.SoundHM.com (910) 782-2477



XL 80 MFG: PULLOUTS SPECS

CAPACITY

capacity: 80,000 lb overall
concentrated: 70,000 lb in 16'

OVERALL LENGTH & WIDTH

overall length: 48'
overall width: 102"

GOOSENECK

mechanical detachable full-width
10' long
49" 5th wheel height
84" swing clearance
16" king pin setting with 3/8" plate
2 bent d-rings per side
2 pan style d-rings per side,
on corners
1 1/8" Apitong decking - flush
aluminum mudflaps
double donut front connector plate
toolbox in base w/ lockable
aluminum lid, chain rack, light

GOOSENECK OPTIONS

pull out lights
1 pair clearance lights
1 3/8" Apitong decking - raised
registration holder

MAIN DECK

29' long
T-1, 80k web
(4) 12" fab i-beams
18" loaded deck height
6" ground clearance
6" jr. i-beam cross members
on 18" centers
6 bent d-rings per side
4 pan style d-rings per side
1 1/8" apitong decking flush,
center covered
ramp tapers to 4"
(18) 1/2" chain drops per side
aluminum pullout outriggers
on 18" centers
aluminum pullout front ramps

MAIN DECK OPTIONS

center deck open
storage compartments in front
of main deck
1 3/8" Apitong decking - raised
clearance lights
4-way plug(s)

REAR BRIDGE

9' long
40" deck height
1 1/8" Apitong decking flush
2 flag holders
2 stake pockets in tail channel
2 pan style d-rings per side,
on corners
frame reinforcement for flip axle
66" wide bumper at rear

REAR BRIDGE OPTIONS

1 pair clearance lights
pull out lights
4" amber strobe tail light
additional tail light
battery back up
(1) 4-way plug
1 3/8" Apitong decking - raised
dock bumpers

SUSPENSION

25,000 lb air ride
raise and lower valve
manual ride height control

SUSPENSION OPTIONS

liquid filled air gauge
air weigh digital scale
control in aluminum box - ball valves
electric dump valve with 4-way plug
and wire

AXLES

(2) 25,000 lb nominal
54" spacing
hub pilot, outboard drums
4S2M ABS

16 1/2" x 7" brakes
(2) pair spring brakes

AXLE OPTIONS

hubometer
TP axles (same inner & outer bearings)

WHEELS & TIRES

8.25 x 22.5 steel rims
255 / 70R / 22.5 tires

WHEEL & TIRE OPTIONS

aluminum mill wheels (inside)
aluminum mill wheels (outside)
aluminum polished wheels (outside)
aluminum Durabright wheels (outside)
Michelin 255/70R/22.5 tires
Goodyear 275/70R/22.5 tire
(41" rear bridge)

LIGHTING

12V sealed Grote harness
rubber mounted LED lights
2 tail light package with
aluminum cover
2 clearance lights per side
1 mid-turn light per side
7 pole electric socket

PAINT

black, IH red, CAT yellow
air & electric done after paint

PAINT OPTIONS

non-standard paint colors
non-standard metallic paint

WARRANTY

5 year structural
1 year paint

AVAILABLE MODELS

XL 80 MFG
other custom capacities also available,
ask your sales rep for details
standard features vary with custom MFGs


DESIGNED FOR YOU. BUILT TO LAST.

www.SoundHM.com (910) 782-2477



FEATURES

- Rear bridge features a 45° transition and traction aids
- 18" loaded deck height with 6" ground clearance
- Manual ride height control and double donuts
- Lockable toolbox with chain rack and light
- Rear coupler uses an angled control panel
- Front ramp tapers to 4 inches
- Rear is reinforced for flip axle



VERSATILE HAULING CAPABILITY

Manual ride height control and double donuts allow the main deck height to vary 1.5 inches in the wheel area and 1.5 inches at the neck to suit drivers' needs over varying terrains.

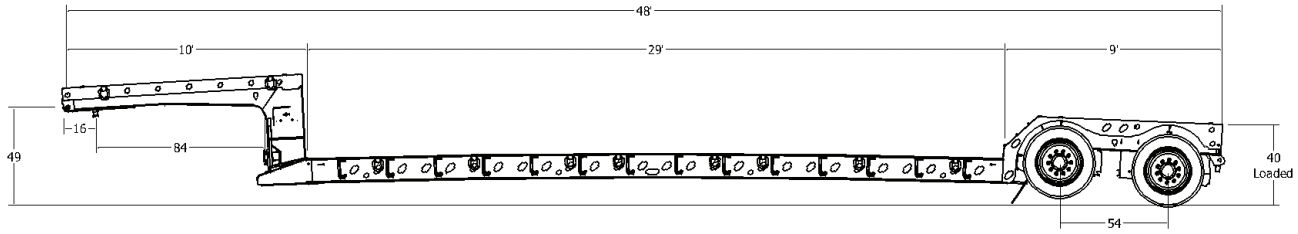
Add a flip axle when your load requires it. Add a 36" flip neck extension to the XL 90 MFG to get over a four axle truck.

FULL EQUIPPED MAIN DECK

The XL MFG deck is fully equipped for versatile hauling, with fourteen half-inch chain drops per side, eight bent d-rings per side, and removable swingout outrigger brackets on 24-inch centers. The rugged Apitong decking stands up to years of wear and tear.

DESIGNED FOR YOU. BUILT TO LAST.

www.SoundHM.com (910) 782-2477



XL 80 & 90 MFG SPECS

XL 80 MFG CAPACITY
 capacity: 80,000 lb overall
 concentrated: 70,000 lb in 16'

XL 90 MFG CAPACITY
 capacity: 90,000 lb overall
 concentrated: 80,000 lb in 16'

OVERALL LENGTH & WIDTH
 overall length: 48'
 overall width: 102"

GOOSENECK
 mechanical detachable full-width
 10' long
 49" 5th wheel height
 84" swing clearance
 16" king pin setting with 3/8" plate
 2 bent d-rings per side
 2 pan style d-rings per side,
 on corners
 1 1/8" Apitong decking flush
 aluminum mudflaps
 double donut front connector plate
 toolbox in base w/ lockable
 aluminum lid, chain rack, light
XL 90 MFG only: brackets for flip neck

GOOSENECK OPTIONS
 pull out lights
 1 pair clearance lights
 1 3/8" Apitong decking - raised
 registration holder
 triple donut front connector plate

MAIN DECK
 29' long
 T-1, 80K web
 (4) 12" fabricated i-beams
 18" loaded deck height
 6" ground clearance
 6" & 4" jr. i-beam cross members
 on 12" alt. centers
 8 bent d-rings per side
 1 1/8" apitong decking flush,
 center covered
 ramp tapers to 4"
 (14) 1/2" chain drops per side
 removable swing out outrigger
 brackets on 24" centers

MAIN DECK OPTIONS
 center deck open
 storage compartments in front
 of main deck
 removable swing out outriggers
 Oak outrigger planks, 2" x 10"
 1 3/8" Apitong decking - raised
 clearance lights
 4-way plug(s)
XL 90 MFG only: 36" flip neck

REAR BRIDGE
 9' long
 40" deck height
 1 1/8" apitong decking flush
 2 flag holders
 2 stake pockets in tail channel
 2 pan style d-ring per side,
 on corners
 frame reinforcement for flip axle
 66" wide bumper at rear

REAR BRIDGE OPTIONS
 1 pair clearance lights
 pull out lights
 4" amber strobe tail light
 additional tail light
 battery back up
 (1) 4-way plug
 1 3/8" Apitong decking - raised
 dock bumpers

SUSPENSION
 25,000 lb air ride
 raise and lower valve
 manual ride height control

SUSPENSION OPTIONS
 liquid filled air gauge
 Air-weigh digital scale
 control in aluminum box - ball valves
 electric dump valve with 4-way plug
 and wire

AXLES
 (2) 25,000 lb nominal
 54" spacing
 hub pilot, outboard drums
 4S2M ABS
 16 1/2" x 7" brakes
 2 pair spring brakes

AXLE OPTIONS
 hubometer
 TP axles (same inner & outer bearings)

WHEELS & TIRES
 8.25 x 22.5 steel rims
 255 / 70R / 22.5 tires

WHEEL & TIRE OPTIONS
 aluminum mill wheels (inside)
 aluminum mill wheels (outside)
 aluminum polished wheels (outside)
 aluminum Durabright wheels (outside)
 Michelin 255/70R/22.5 tires
 Goodyear 275/70R/22.5 tire
 (41" rear bridge)

LIGHTING
 12V sealed Grote harness
 rubber mounted LED lights
 2 tail light package with
 aluminum cover
 6 clearance lights per side
 1 mid-turn light per side

PAINT
 black, IH red, CAT yellow
 air & electric done after paint

PAINT OPTIONS
 non-standard paint colors
 non-standard metallic paint

WARRANTY
 5 year structural
 1 year paint

AVAILABLE MODELS
 XL 80 MFG
 XL 90 MFG

other custom capacities also available,
 ask your sales representative for details



FEATURES

- Gooseneck relief cut outs allow truck fenders to clear
- Standard swing out outriggers and bent d-rings
- Work light in upper deck for added visibility
- Toolbox in front of main deck for storage
- All air tanks are located in the wheel area
- Bucket well and open boom trough
- Heavy-duty 31" front flip ramps





XL STEP DECK: T-SERIES



FEATURES

- 1 1/8-inch flush Apitong decking is stronger than Oak
- 3-inch channel crossmembers on 16-inch centers
- available with 48-foot or 53-foot overall length
- built to last, using T-1 flange and 80K webs
- 3/8" x 2" rub rail with single pipe spools
- stake pockets on 24" centers
- knee braces on 48" centers
- mill channel side rails



VERSATILE AXLE OPTIONS

The XL SD: T-Series is available with four axle-spread options: 49-inch (with spring suspension only), 54-inch, 60-inch or 10-foot 1-inch. Choose from the standard 40 inches loaded deck height, or go to 17.5 tires for a loaded deck height of 36 inches.

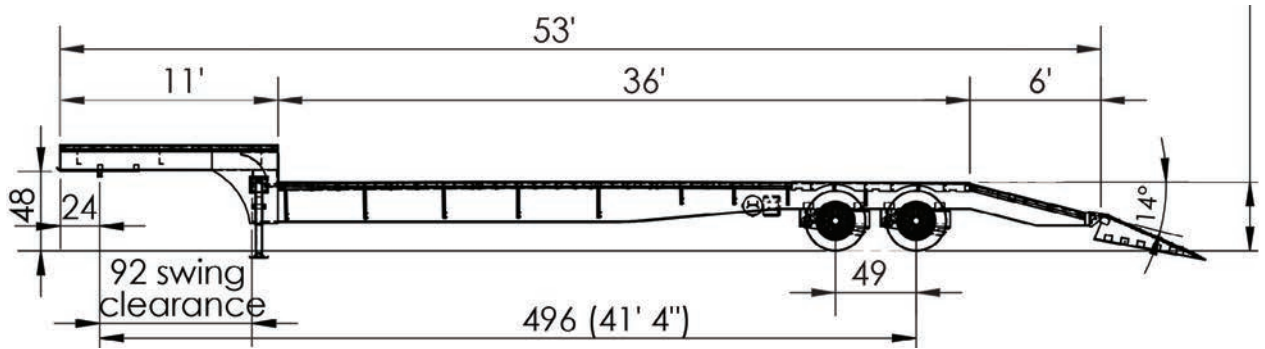
BEAVER TAIL

The XL SD: T-Series features a 6-foot long beaver tail with 5-foot 8-inch spring assist ramps. Use the beaver tail and ramps to load equipment faster. Add wood to your ramps for added strength and traction. A third center deck option is also available to add to your beaver tail.

DESIGNED FOR YOU. BUILT TO LAST.

www.SoundHM.com (910) 782-2477

XL 60 SD T-SERIES SPECS



CAPACITY

capacity: 60,000 lb overall

OVERALL LENGTH & WIDTH

overall length: 53'

overall width: 102"

GOOSENECK

11' long

24" king pin setting & 86" swing

48" fifth wheel height

1 1/8" apitong decking

2 speed landing gear

stake pockets on 24" centers

3/8" x 2" rub rail with
single pipe spools

MAIN DECK

36' long

T-1 flange, 80K web

40" loaded deck height

1 1/8" Apitong decking flush

3" channel crossmembers

on 16" centers

mill channel side beams

stake pockets on 24" centers

3/8" x 2" rub rail with
single pipe spools

knee braces on 48" centers

2 tool boxes (12" x 12" x 48")

6' beaver tail

5' 8" spring assist ramps

MAIN DECK OPTIONS

no beavertail

aluminum toolbox 18" x 18" x 48"

traction over wheels

additional 2" side clearance lights

amber strobe tail lights

sliding winch track, driverside

sliding winch track, curbside

sliding winches, driverside

manual dump valve

wood on ramps

(only available with beaver tail)

3rd load ramp

(only available with beaver tail)

4" i-beams in lieu of 3" channel

c-channel on ramps

formed step on front

SUSPENSION

25,000 lb air ride

AXLES

(2) 25,000 lb dexter

77 1/2" tracking

2S1M spring brakes on 1 axle

161/2" x 7" brakes

hub pilot, outboard drums

AXLE OPTIONS

49" axle spacing

54" axle spacing

60" axle spacing

10' 1" axle spacing

PSI tire inflation system

WHEELS & TIRES

8.25 x 22.5 steel rims

255 / 70R / 22.5 tires

WHEEL & TIRE OPTIONS

weld-on mount for spare tire

bolt-on mount for spare tire

aluminum wheels (inside)

aluminum wheels (outside)

235/70R/17.5 tires (36" deck height)

spare 255 tire and steel wheel

spare 235 tire and steel wheel

LIGHTING

sealed wiring harness

rubber mounted LED lights

2 tail light package

PAINT

black, IH red, CAT yellow

air & electric done after paint

PAINT OPTIONS

non-standard paint colors

non-standard metallic paint

WARRANTY

1 year structural

1 year paint

AVAILABLE MODELS

XL 60 SD

XL 80 SD

DESIGNED FOR YOU. BUILT TO LAST.

www.SoundHM.com (910) 782-2477



FEATURES

- Save time with the quick moving sliding axle assembly
- 6 1/2 degree load angle for loading pavers & rollers
- Versions available with lengths of 48', 51' and 53'
- California legal and R-tac legal specs available
- Chain drops down the outer and inner beams
- 20,000 lb winch with 100' of 9/16" cable
- Front winch pulls inoperable equipment



SLIDING AXLE ASSEMBLY

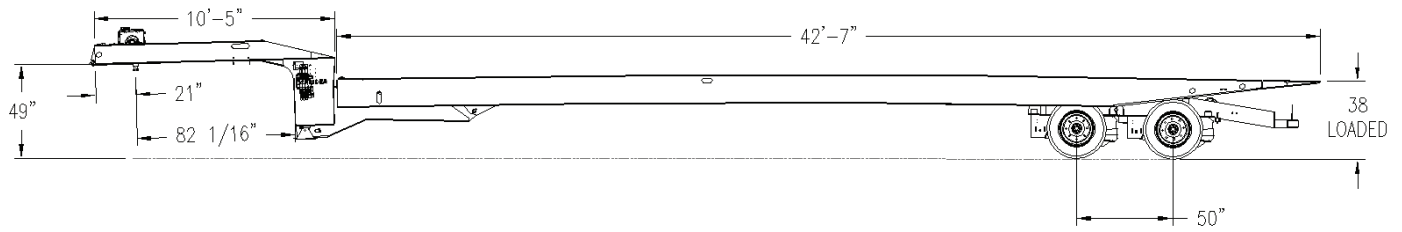
The XL Slider features an extended dump angle of 17 degrees and improved hydraulics to keep your equipment from unnecessary wear. Hydraulic sliding axle assembly with traveling bumper provides under ride protection.

USER-FRIENDLY FEATURES

Haul forklifts with the durable 4-inch and 3-inch jr. i-beam crossmembers on 8-inch centers. Enjoy new standard features: chain slots down the outer and center beams, a 2-function wireless remote, and composite rollers that do not need to be greased.

DESIGNED FOR YOU. BUILT TO LAST.

www.SoundHM.com (910) 782-2477



XL SLIDE AXLE SPECS

CAPACITY

capacity: 80,000 lb overall
concentrated: 50,000 lb in 10'

OVERALL LENGTH & WIDTH

overall length: 48', 51' or 53'
overall width: 102"

UPPER DECK

10' 5" full-width goosneck
49" 5th wheel height
82" swing clearance
21" king pin setting
1 3/8" Apatong decking - raised
2 toolboxes in upper deck with steel doors
1 recessed cable roller, back of neck
chain drops on 48" centers, both sides
hydraulics run off of wet kit
hydraulic control levers
2 speed landing gear
20,000 lb hydraulic winch with manual
kickout, & 100' of 9/16" cable with loop,
planetary drive
2 function wireless remote

UPPER DECK OPTIONS

5th wheel height other than 49"
28HP power unit with dual
hydraulics
Mark V 2 speed landing gear
hydraulic park stands
15,000 lb hydraulic planetary drive
winch with 1/2" cable & loop
30,000 lb hydraulic planetary drive
winch with 9/16" cable & loop
air kickout for winch
6 function wireless winch remote control
7 function wireless remote, for use with
air kickout option
10 function wireless remote, for use with
air kickout & dock levelers
registration holder

MAIN DECK

T-1 flange, 80K web
(4) fabricated i-beams
38" loaded deck height
1 recessed cable roller in front
1 3/8" Apatong decking - raised

4" jr i-beam & 3" jr i-beam cross members
on 8" centers
chain drops on 24" centers, each side
double chain drops down the center
energy chain to protect air, electric,
and hydraulic lines
6 1/2° load angle
48' OAL: 17° dump angle
51' OAL: 16° dump angle
53' OAL: 15° dump angle

MAIN DECK OPTIONS

9' wide
10' wide
dock levelers
stake pockets alternating with chain slots
on 12" centers, outer beams
additional bent d-rings
pan-style d-rings
drop down d-rings
amber strobe as third taillight

SUSPENSION

25,000 lb air ride
manual dump valve

SUSPENSION OPTIONS

liquid filled air gauge
Air-weigh digital scale

AXLES

(2) 25,000 lb nominal
50" axle spacing
hub pilot, outboard drums
12 1/4" x 7 1/2" brakes
auto slack adjusters
limit chains on all axles
2S1M spring brakes on 1 axle
greaseless rollers on sliding axle assembly

AXLE OPTIONS

60" axle spacing
chassis uni lube system
cam covers
hubometer
dust shields
spring brakes on 2nd axle

WHEELS & TIRES

6.75 x 17.5 steel rims
245 / 70R / 17.5 tires

WHEEL & TIRE OPTIONS

235/75R/17.5 tires
245/70R/17.5 michelin tires
255/70R/22.5 16pr radial
(deck height + 4.5")
PSI tire inflation system
aluminum polished wheels
aluminum Durabright wheels

LIGHTING

12V sealed Grote harness
rubber mounted LED lights
2 tail light package with
aluminum cover
2 clearance lights per side
1 mid-turn light per side
7 pole electric socket

PAINT

black, IH red, CAT yellow
air & electric done after paint

PAINT OPTIONS

non-standard paint colors
non-standard metallic paint

WARRANTY

5 year structural
1 year paint

AVAILABLE MODELS

XL 80 SA
XL 80 SA: California legal
XL 80 SA: R-tac legal
XL 110 SA

XL MULTI-AXLE HAULING SYSTEMS



XL 3+3+2 Hydraulic Detachable Gooseneck

YOUR SOLUTIONS-BASED HAULING PARTNER



XL HDG 3+3+2

MECHANICAL AND HYDRAULIC OPTIONS

XL offers a full line of multi-axle components. These components can be used in both **mechanical and hydraulic applications**. The XL Jeep with hydraulic hatbox provides a solution for mechanical set-ups.



XL HDG 2+3+2

BUILT TO LAST

XL's **one-piece construction** process results in stronger products. I-beams are made from one piece web and flange and then welded on all sides. Built with trusted XL quality, XL Multi-Axles will stand up to any challenge.



XL HDG 2+3+1

SUPERIOR VERSATILITY

The XL Multi-Axles offer a variety of hauling solutions. Each unique set-up is custom-built. The wide range of combinations gives you many possibilities. XL offers multi-axle components for both **East Coast and West Coast regulations**.

BUILT WITH YOU IN MIND

- Hydraulic and Mechanical options
- East Coast and West Coast set-ups
- Configure a multi-axle set-up to fit your specific needs
- Extendable options for extra long transportation needs
- Versatile components
- All XL Specialized Trailers' products go through the new, premium paint process. XL paint includes a **full 1 year warranty**.
- Always striving to surpass market standards, all XL Specialized Trailers' products feature a **5 year structural warranty**.

FIND YOUR SPECIALIZED SOLUTION TODAY

visit xlspecializedtrailer.com

XL HYDRAULIC MULTI-AXLES



XL 3+3+3 Hydraulic Detachable Gooseneck



XL 2+3+2 Hydraulic Detachable Gooseneck



XL 2+2+2 Hydraulic Detachable Gooseneck

XL MECHANICAL MULTI-AXLES



XL 3+3+3 Mechanical Gooseneck



XL 2+3+2 Mechanical Gooseneck



XL 2+3+2 Mechanical Gooseneck

AVAILABLE COMPONENTS

XL JEEPS

- XL 1 AXLE JEEP (JOE DOG)
- XL 2 AXLE JEEP
- XL 3 AXLE JEEP

- XL 2 AXLE JEEP
WITH HYDRAULIC HATBOX
- XL 3 AXLE JEEP
WITH HYDRAULIC HATBOX

XL BOOSTERS

- XL 1 AXLE WEST COAST BOOSTER
- XL 2 AXLE WEST COAST BOOSTER
- XL 3 AXLE WEST COAST BOOSTER

- XL 1 AXLE EAST COAST BOOSTER
- XL 2 AXLE EAST COAST BOOSTER
- XL 3 AXLE EAST COAST BOOSTER

XL POWER BOOSTERS (NITROGEN STINGERS)

- XL 1 AXLE POWER BOOSTER
- XL 2 AXLE POWER BOOSTER
- XL 3 AXLE POWER BOOSTER

XL FLIP AXLE

- XL FLIP AXLE